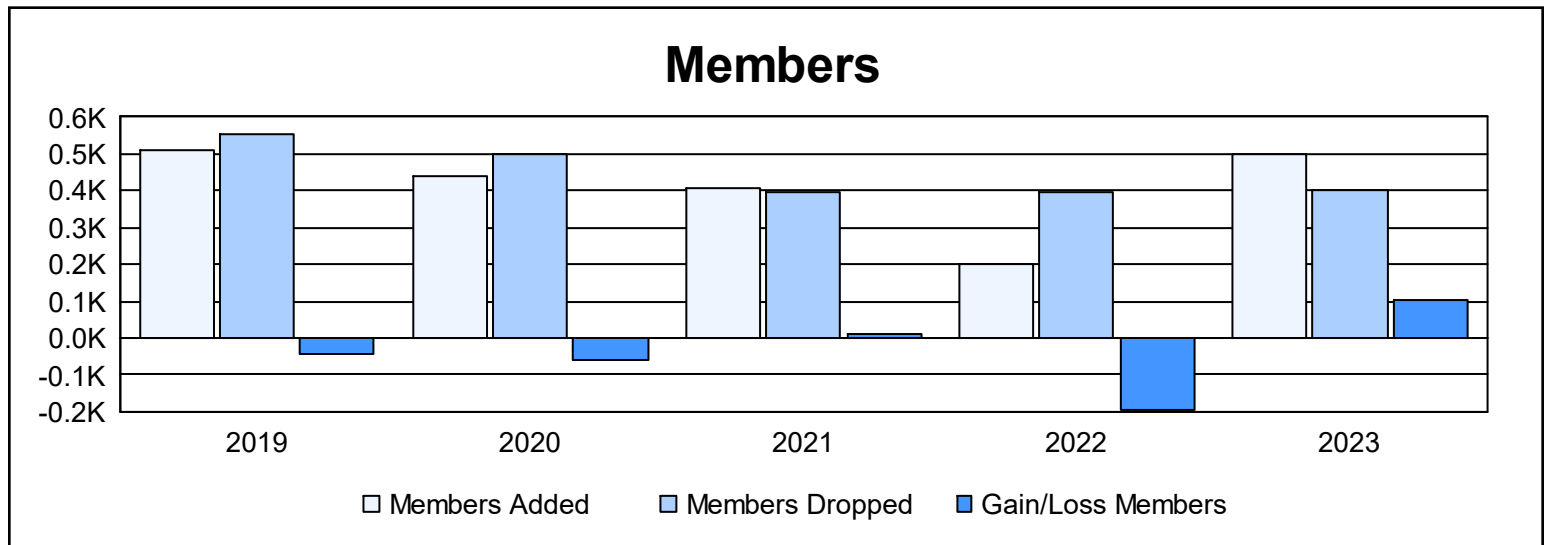
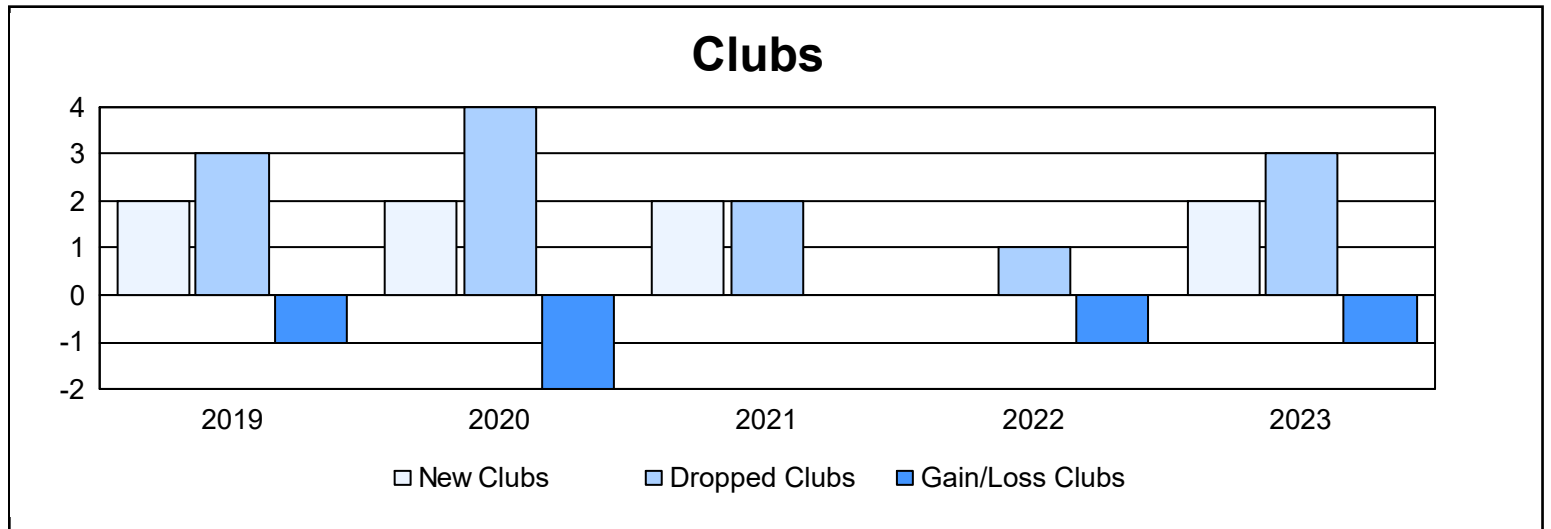
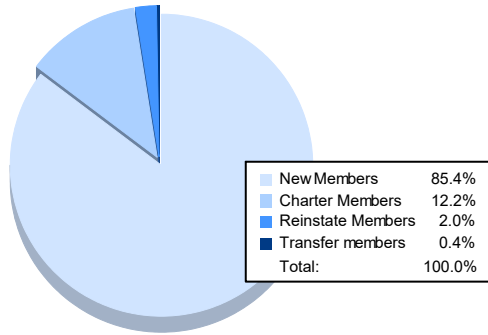


| Year           | New Clubs | Dropped Clubs | Gain/ Loss Clubs | New Members | Charter Members | Reinstate Members | Transfer Members | Total Member Added | Total Members Dropped | Gain/ Loss Members |
|----------------|-----------|---------------|------------------|-------------|-----------------|-------------------|------------------|--------------------|-----------------------|--------------------|
| 2018-2019      | 2         | 3             | -1               | 444         | 48              | 14                | 3                | 509                | 551                   | -42                |
| 2019-2020      | 2         | 4             | -2               | 361         | 66              | 12                | 2                | 441                | 500                   | -59                |
| 2020-2021      | 2         | 2             | 0                | 323         | 73              | 8                 | 4                | 408                | 397                   | 11                 |
| 2021-2022      | 0         | 1             | -1               | 183         | 3               | 7                 | 7                | 200                | 398                   | -198               |
| 2022-2023      | 2         | 3             | -1               | 427         | 61              | 10                | 2                | 500                | 399                   | 101                |
| <b>Average</b> | <b>2</b>  | <b>3</b>      | <b>-1</b>        | <b>348</b>  | <b>50</b>       | <b>10</b>         | <b>4</b>         | <b>412</b>         | <b>449</b>            | <b>-37</b>         |



### Membership Composition June 2023 Cumulative



### Gender Composition June 2023 Cumulative

